

APPENDIX A

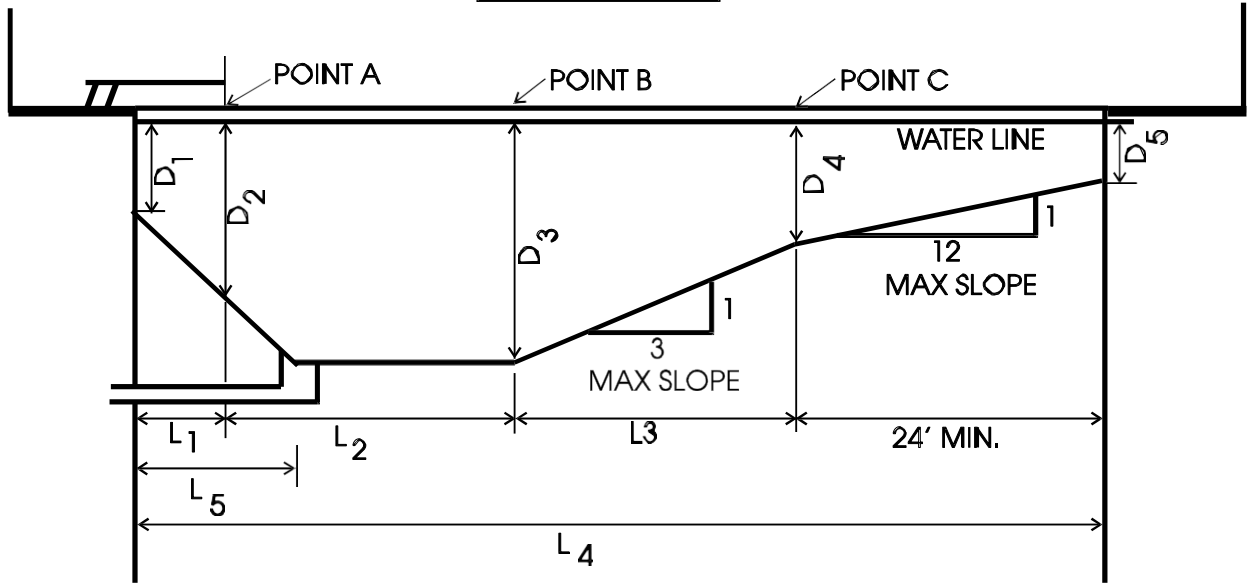


FIG. 1 Pool Profile Showing Minimum Dimensions NO SCALE

CHART A. MINIMUM AND MAXIMUM POOL DIMENSIONS

DIVING EQUIPMENT		DEPTHS (ft.)					LENGTHS (ft.)					WIDTHS (ft.) (3)		
		D ₁	D ₂	D ₃	D ₄	D ₅	L ₁	L ₂	L ₃	L ₄	L ₅	W _A	W _B	W _C
NO DIVING	MIN	2	NA	NA	NA	2	---	(1)	---	36 ⁽⁴⁾	NA	NA	18	18
	MAX				5.5						NA			
DECK LEVEL (2)	MIN	5	7	8.5	4	2	2.5	8	10.5	45	6	18	20	20
	MAX				5.5		4				10			
ONE METER	MIN	5	8.5	10	4	2	4	10	15	53	6	20	22	22
	MAX				5.5		6				10			
THREE METER	MIN	5	11	12	4	2	6	10.5	21	61.5	6	22	24	24
	MAX				5.5		8				10			

- 1) L₁, L₂ & L₃ MAY VARY BUT MUST TOTAL 12 FEET.
- 2) DECK LEVEL - MAX. HEIGHT ABOVE WATER LEVEL IS 24 INCHES.
- 3) W_A, W_B & W_C INDICATE WIDTHS AT POINTS A, B & C.
- 4) MINIMUM LENGTH AND WIDTH ON -NO DIVING POOLS MAY BE REDUCED IF ADEQUATE JUSTIFICATION IS PROVIDED. THE FLOOR SLOPE MAXIMUM REMAINS 1 IN 12.

NOTE: PLACEMENT OF BOARDS SHALL OBSERVE THE FOLLOWING MINIMUM DIMENSIONS. WITH MULTIPLE BOARD INSTALLATIONS MINIMUM POOL WIDTHS MUST BE INCREASED ACCORDINGLY.

FEET	
1 METER BOARD TO POOL SIDE	10
FEET	
3 METER BOARD TO POOL SIDE	11
FEET	
1 METER OR DECK LEVEL BOARD TO 3 METER BOARD	10
FEET	
1 METER OR DECK LEVEL BOARD TO ANOTHER 1 METER OR DECK LEVEL BOARD	8
FEET	
3 METER TO ANOTHER 3 METER BOARD	10
FEET	

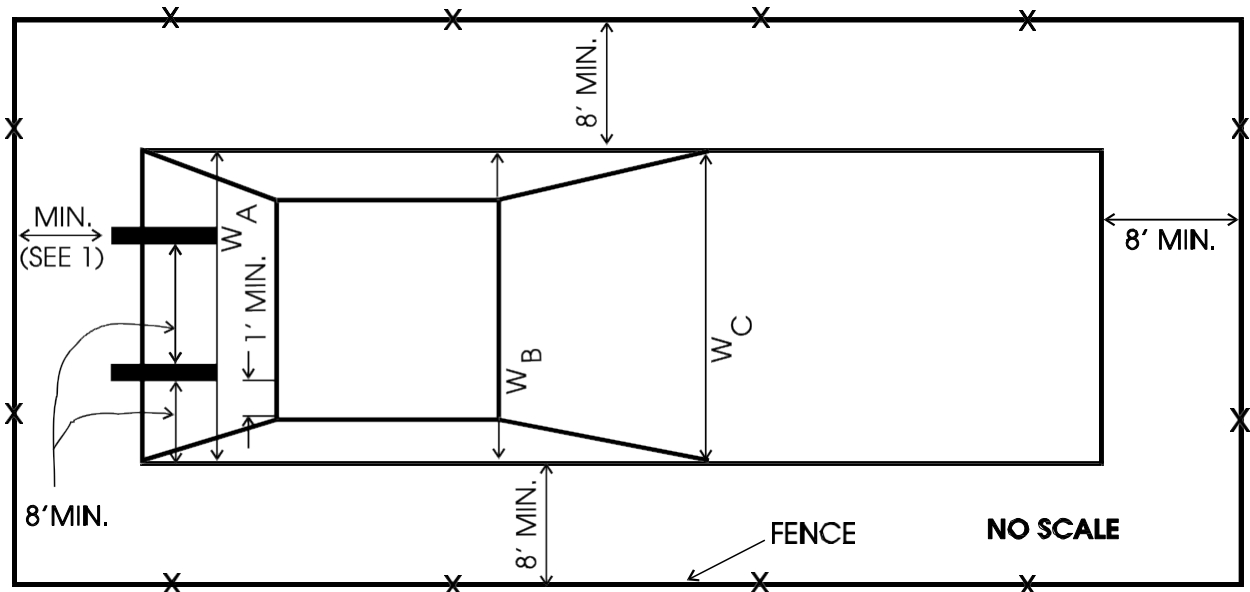


FIG. 2 POOL PLAN (RECTANGULAR) SHOWING MINIMUM DIMENSIONS.

1. 4 FEET MINIMUM FOR POOLS 3000 SQ. FT. OR LESS.
8 FEET MINIMUM FOR POOLS GREATER THAN 3000 SQ. FT.
2. FOR PROFILE, SEE FIG. 1.

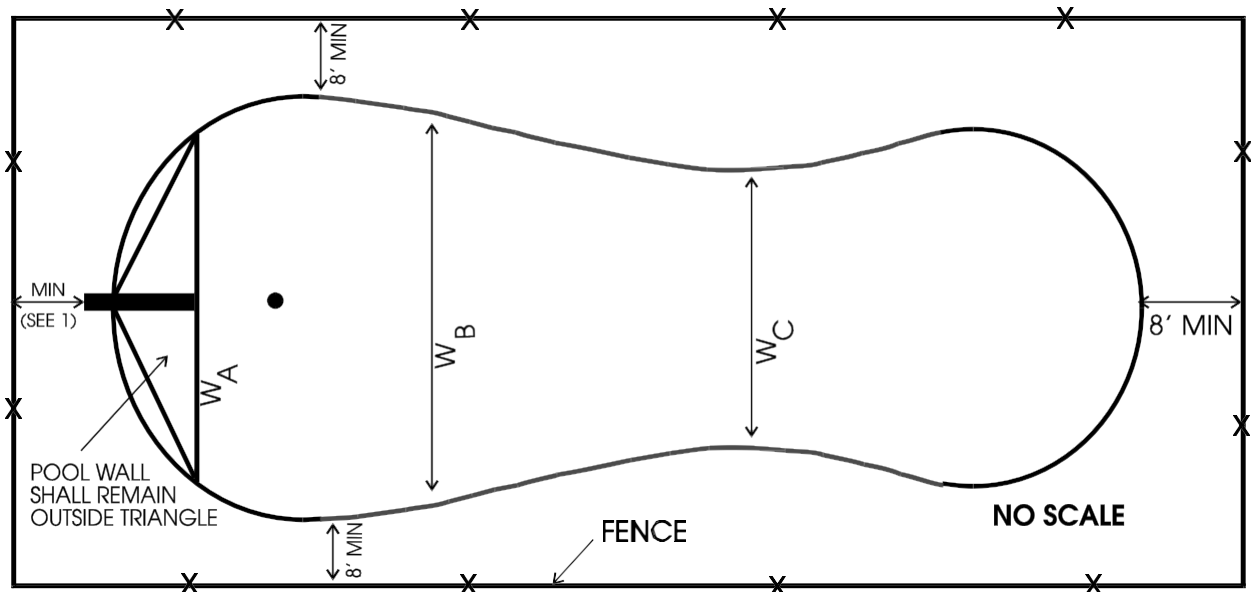


FIG. 3 POOL PLAN (FREE FORM) SHOWING MINIMUM DIMENSIONS

1. 4 FEET MINIMUM FOR POOLS 3000 SQ. FT. OR LESS.
8 FEET MINIMUM FOR POOLS GREATER THAN 3000 SQ. FT.
2. FOR PROFILE, SEE FIG. 1.

THE PRECEDING MINIMUM DIVING POOL DIMENSIONS WERE ADAPTED FROM:

**STANDARD FOR PUBLIC SWIMMING POOLS, FEBRUARY 18, 1991
AMERICAN NATIONAL STANDARDS INSTITUTE, INC.
SPONSOR: NATIONAL SPA AND POOL INSTITUTE
2111 EISENHOWER AVENUE
ALEXANDRIA, VA 22314**